

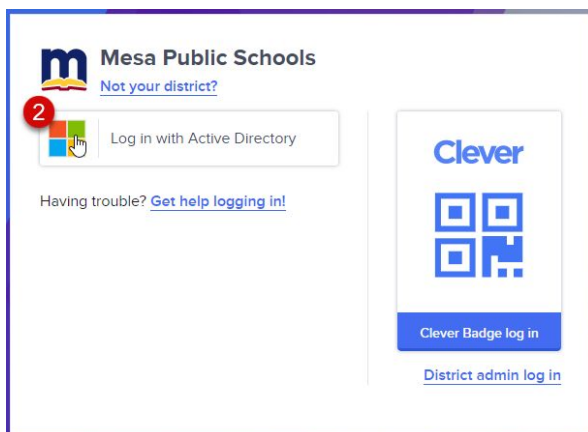
The Learning Dashboard, powered by Clever, is a place where students can log in to access academic resources and online productivity tools. The dashboard is customized for students as well as teachers. Links and images will vary depending on the courses in which students are enrolled and the school to which they are assigned.

### Accessing and Logging into the Clever (Learning Dashboard)

- From the [www.mpsaz.org](http://www.mpsaz.org), scroll down to the bottom of the webpage, under the heading **Academic Resources** click on the link titled **Learning Dashboard (District Device)** and go to step #3 or **Learning Dashboard (Personal Device)** and go to step #2.

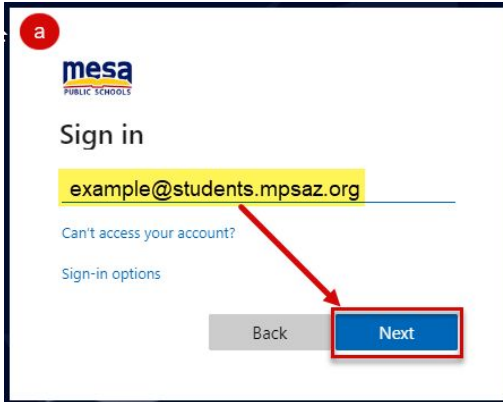


- (For Personal Devices ONLY)** When clicking “**Learning Dashboard (Personal Device)**”, the link will direct you to the Mesa Public Schools Clever Login Page. Select the link **Log in with Active Directory**



3. Enter the student's:


a. full MPS email address (including the example@students.mpsaz.org) and click **Next**



b. Active Directory password (Ex123456) and click **Sign In**.



**Student View of Clever** (Apps will differ between schools and grade levels):



To launch an application, click on the application's icon. (Some applications may need additional login information that can be supplied by the classroom teacher.)