

Aurasma: Triggers

What are trigger images?

A trigger image is one of the basic building blocks of an Aura. It is an image uploaded to our databases that will be detected when a user views it through the camera. When it is detected, an overlay will appear.



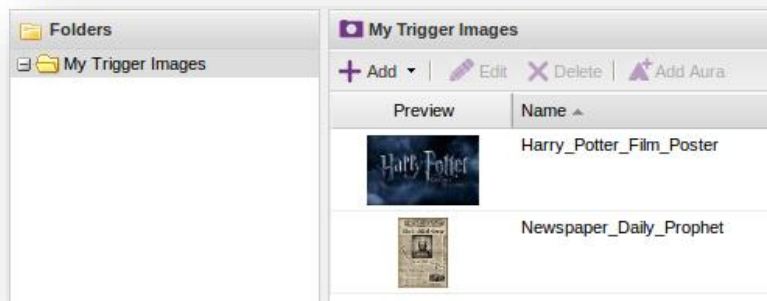
For example if you wanted a photo of yourself on the beach to launch a video from your holiday whenever you point your smartphone at it, then you would set the photo of yourself as the trigger image (and your holiday video as the overlay).



What makes a good trigger image?

The best trigger images have a good amount of detail on. Try to use a digital image, or a photo taken from head on. Avoid anything reflective, or anything that moves or isn't flat.

Managing your trigger images

You can upload, edit and delete your images by clicking on the  **My Trigger Images** icon on the main screen.



You can sort your trigger images into folders to keep them organized. Create a folder by right-clicking on the  **My Trigger Images** folder in the Navigator to the left of the window and clicking  **New Folder**. You can then drag and drop your trigger images into different folders.

