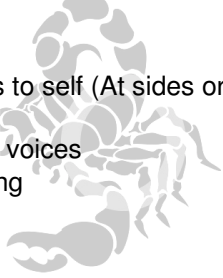



Salk Scorpions S.O.A.R for Success!

	School Wide	Courtyard	Restroom
Be Safe	<ul style="list-style-type: none"> Walk to your destination, the yellow line is your guide Solve problems peacefully Report serious concerns to adults Follow all safety expectations 	 <ul style="list-style-type: none"> Hands to self (At sides or behind back). Quiet voices Walking 	<ul style="list-style-type: none"> Enter and exit walking Keep water in the sink Wash hands Use the restroom facility appropriately Use soap and paper towels sparingly
Take Ownership	<ul style="list-style-type: none"> Learn from your mistakes Ask for help when you need it Always be honest Do your best 	<ul style="list-style-type: none"> Save trash for the trash can If you see trash, pick it up Walk on the sidewalk and stay off the grass 	<ul style="list-style-type: none"> Use the trash bins Use time wisely Use an inside voice Take pride in keeping your restrooms clean and safe
Be Accepting	<ul style="list-style-type: none"> Practice good manners Use kind words and actions Respect the property of others Be open to differences 	 <ul style="list-style-type: none"> Help those who may need help Be courteous 	<ul style="list-style-type: none"> Respect privacy of others Be aware of others who may be waiting to use the restroom
Be Ready	<ul style="list-style-type: none"> Arrive on time Be ready to work and learn Bring all required materials Use time wisely 	<ul style="list-style-type: none"> Go directly to your destination Immediately return to class 	<ul style="list-style-type: none"> Be quick and get back to class in a timely fashion

Be
Safe

Cafeteria

- Follow rules of the lunch line
- Keep hands and feet to yourself
- No playing in line
- Back packs on the stage
- Always walk!
- Eat your own food – No sharing!

Bus

- Follow adult directions the first time (bus driver and teachers on duty)
- Use quiet voices so you can hear directions
- Keep paths clear so people can walk safely
- On the bus stay seated at all times

Walkers and Bike Riders

- Walk your bikes on campus
- Follow directions of the crossing guard

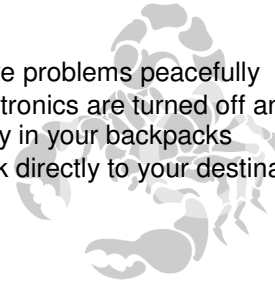
Kiss-n-Go

- Follow adult directions the first time (bus driver and teachers on duty)
- Walk to your destination
- Follow the directions of the teachers on the duty.
- Get out of your car on the side closest to the fence.
- Stay in the fenced area until you are called to walk to your car.
- Always walk with an adult if your car is parked in the parking lot.

Take
Ownership

- Take what you know you will eat
- Sit and stay seated at your own table
- Focus on eating first
- Clean up your area
- Put all trash in the bins

- Solve problems peacefully
- Electronics are turned off and put away in your backpacks
- Walk directly to your destination



- When you get out of your car, electronics are turned off and in your backpacks.
- Walk directly to your destination.
- If you are eating breakfast, eat first, play after.

Be
Accepting

- Practice good table manners
- Respect other's personal space
- Be kind to your neighbors

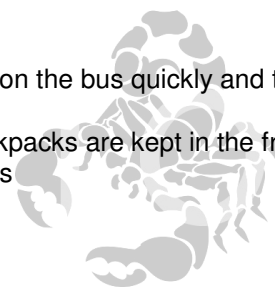
- If you have made a mistake, clearly give your name and teacher to the bus driver.
- Always set a good example
- Remind fellow students of rules if they are having trouble following them

- Help younger siblings or students get safely to where they need to go.

Be
Ready

- Listen for all instructions
- Be prepared to say your name loud and clear
- Follow exit procedures

- Get on the bus quickly and take a seat
- Backpacks are kept in the front at all times



- Have materials in your backpack when your car pulls into the parking lot.
- Quickly say your goodbyes.

	Playground	Assemblies and Special Events	Specials and Classroom
Be Safe	<ul style="list-style-type: none"> • Use good sportsmanship which means <ul style="list-style-type: none"> ○ Use kind words and actions ○ Cooperate with peers ○ Agree on rules before playing • Keep yourself safe <ul style="list-style-type: none"> ○ Use equipment as intended ○ Play appropriately ○ Stay in designated areas ○ Walk to and from the playground 	<ul style="list-style-type: none"> • Keep hands and feet to yourself • Follow adults' directions 	<ul style="list-style-type: none"> • Keep your hands and feet to yourself • Follow directions • Raise your hand • Treat materials and equipment properly
Take Ownership	<ul style="list-style-type: none"> • Leave food and drinks indoors • Ask before leaving the playground • Leave the area clean • Return all equipment • Line up quickly and quietly when the whistle blows • Apologize for mistakes 	<ul style="list-style-type: none"> • Clap and laugh at appropriate times • Be silent during presentation 	<ul style="list-style-type: none"> • Be honest • Ask for help when you need it • Solve problems peacefully • Do your best
Be Accepting	<ul style="list-style-type: none"> • Share equipment • Take turns • Use positive words 	<ul style="list-style-type: none"> • Be considerate of those around you <ul style="list-style-type: none"> ○ Listen quietly so others can hear ○ Sit on your bottom so others can see 	<ul style="list-style-type: none"> • Use kind words and actions • Listen to the opinion of others • Respect diversity
Be Ready	<ul style="list-style-type: none"> • Use class time effectively to earn recess • Agree on rules before playing • Use recess time to get drinks and use the restroom 	<ul style="list-style-type: none"> • Enter and exit quickly and quietly • Respond to the speaker's greeting and then sit quietly 	<ul style="list-style-type: none"> • Be on time • Bring required materials • Sit in assigned seat • Be ready to work • Read directions carefully • Complete your homework

