

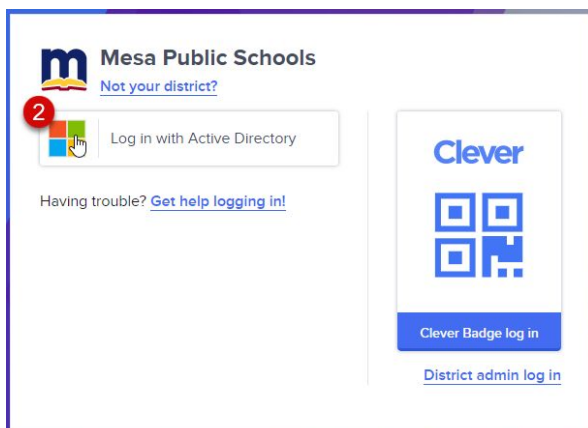
# Students Signing In To Canvas

The Learning Dashboard, powered by Clever, is a place where students can log in to access academic resources and online productivity tools. The dashboard is customized for students as well as teachers. Links and images will vary depending on the courses in which students are enrolled and the school to which they are assigned. **Students will access Canvas through Clever.**

1. From the [www.mpsaz.org](http://www.mpsaz.org), scroll down to the bottom of the webpage, under the heading **Academic Resources** click on the link titled **Learning Dashboard (District Device)** and go to step #3 or **Learning Dashboard (Personal Device)** and go to step #2.

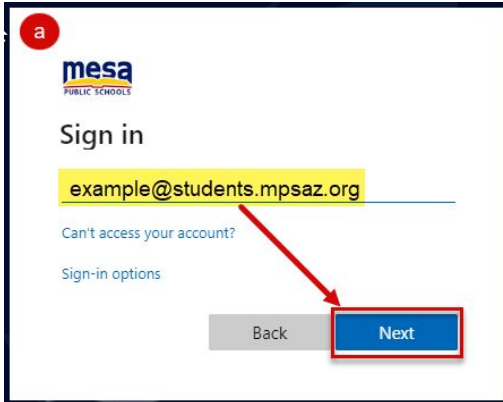


2. **(For Personal Devices ONLY)** When clicking “**Learning Dashboard (Personal Device)**”, the link will direct you to the Mesa Public Schools Clever Login Page. Select the link **Log in with Active Directory**



3. Enter the student's:


a. full MPS email address (including the example@students.mpsaz.org) and click **Next**



b. Active Directory password (Ex123456) and click **Sign In**.



4. Click on the **Canvas** icon to launch Canvas.



5. Click on the course you want to open from your Dashboard.

