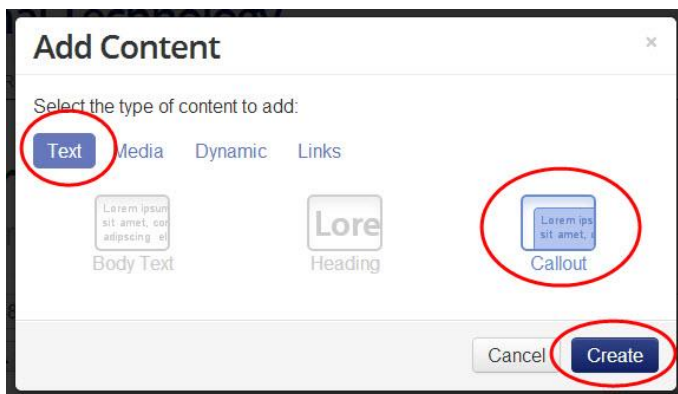
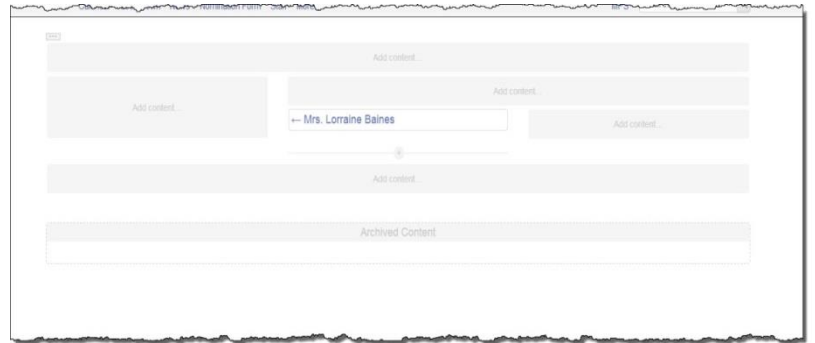


Add a Callout to Smart Page



Select **“Edit Page”** from the Architekt toolbar at the top of the page.

When the screen refreshes, you will see lightly shaded blocks with the words **“Add content...”** on your page. To begin editing, simply click in any one of the boxes.

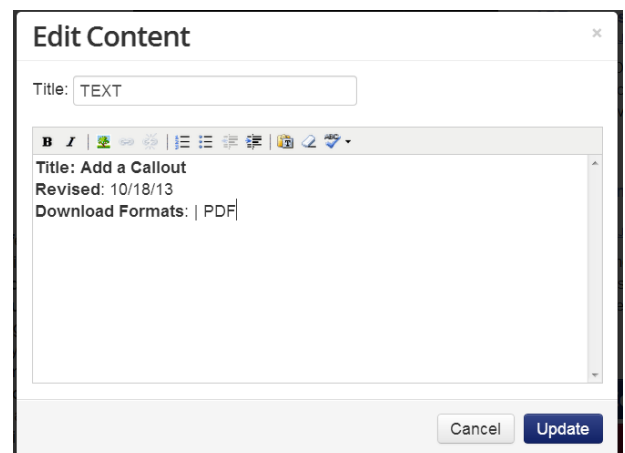


In the **Add Content** window, select **“Text”** and then select **“Callout.”**

Select **“Create.”**

In the **Edit Content** window, type the text for this content block.

Select **“Update.”**



Your content now appears on your Smart Page. Select **“Publish”** when you are finished editing your page.

